



For certain patients with cancer of the stomach (gastric cancer) or cancer where the esophagus joins the stomach (gastroesophageal junction cancer)

Reimagine tomorrow with ETAPIDI

A treatment that is designed to work with your immune system and help you live longer

In a clinical study, people who received ETAPIDI + chemotherapy and whose tumor tested positive for the biomarker PD-L1 lived longer than those who received placebo + chemotherapy

FDA-Approved Indication

ETAPIDI is a prescription medicine used to treat adults with:

- cancer of the stomach (gastric cancer) or cancer where the esophagus joins the stomach (gastroesophageal junction cancer).
 - ETAPIDI may be used in combination with chemotherapy that contains platinum and fluoropyrimidine as your first treatment when your gastric or gastroesophageal junction cancer:
 - is a type called squamous cell carcinoma, **and**
 - cannot be removed with surgery or has spread to other parts of the body (metastatic), **and**
 - your tumor tests positive for “PD-L1.”

It is not known if ETAPIDI is safe and effective in children.

Important Safety Information

ETAPIDI is a medicine that may treat certain cancers by working with your immune system. ETAPIDI can cause your immune system to attack normal organs and tissues in any area of your body and can affect the way they work. These problems can sometimes become severe or life-threatening and can lead to death. You can have more than one of these problems at the same time. These problems may happen anytime during treatment or even after your treatment has ended.

etapidi
Tislelizumab 100mg



etana

Reimagining tomorrow starts today

etapidi
Tislelizumab 100mg

If you have been diagnosed with GC or GEJC, or if you are caring for someone who has, you may feel eager to find out what the next steps are

Now that your doctor has prescribed ETAPIDI, the goal of this guide is to empower and prepare you for treatment.

In this guide, you will find useful information about:

- What GC and GEJC are
- What to expect with ETAPIDI and how to prepare for treatment
- The importance of tracking how you feel
- Resources available to you



For caregivers: This guide includes recommendations on how to provide medical, practical, and emotional support for both your loved one and yourself throughout the treatment experience. Look for tips like this throughout the brochure

Important Safety Information (cont'd)

Call or see your healthcare provider right away for new or worsening symptoms, including:

Lung problems: New or worsening cough, shortness of breath, chest pain.

Intestinal problems: Diarrhea (loose stools) or more bowel movements than usual; stools that are black, tarry, sticky, or have blood or mucus; severe stomach-area (abdomen) pain or tenderness

What is GC and GEJC?

If you've been diagnosed with GC:

GC stands for gastric cancer. Gastric cancer is the scientific term for stomach cancer. It starts when normal cells in the stomach become cancerous and begin to grow and spread.

If you've been diagnosed with GEJC:

GEJC stands for gastroesophageal junction cancer. It is a cancer that affects the place where the esophagus* meets the stomach. It starts when normal cells in the gastroesophageal junction become cancerous and begin to grow and spread.

You are not alone.

In the United States, studies show that:

- More than 25,000 people are diagnosed with GC each year, according to the National Cancer Institute
- The number of patients with GEJC has more than doubled in the past 50 years

ETAPIDI may be able to help you live longer.

Whether you have been diagnosed with GC or GEJC, ETAPIDI may be able to help you. That's why you and your doctor have chosen this treatment. Continue reading this guide to learn more about your specific cancer type and about ETAPIDI.

Important Safety Information (cont'd)

Call or see your healthcare provider right away for new or worsening symptoms, including:

Liver problems: Yellowing of your skin or the whites of your eyes, severe nausea or vomiting, pain on the right side of your stomach area (abdomen), dark urine (tea colored), bleeding or bruising more easily than normal.



ETAPIDI is a proven and effective type of infusion treatment known as immunotherapy

What is an infusion?


It is a very common treatment method for people with various health challenges. You may receive your ETAPIDI infusions at your doctor's office, an infusion center, or another healthcare location.



What is immunotherapy?

Immunotherapy is a type of treatment that is designed to work with your own immune system to find and destroy cancer cells. It helps boost your immune cells, such as T cells,* to attack growing cancer cells. It is a different type of treatment than chemotherapy, which can rapidly target growing cells in the body.

Often, immunotherapy and chemotherapy treatments can be partnered together to give your body the extra help it needs.



*T cells, or T lymphocytes, are a type of white blood cell.

Important Safety Information (cont'd)

Call or see your healthcare provider right away for new or worsening symptoms, including:

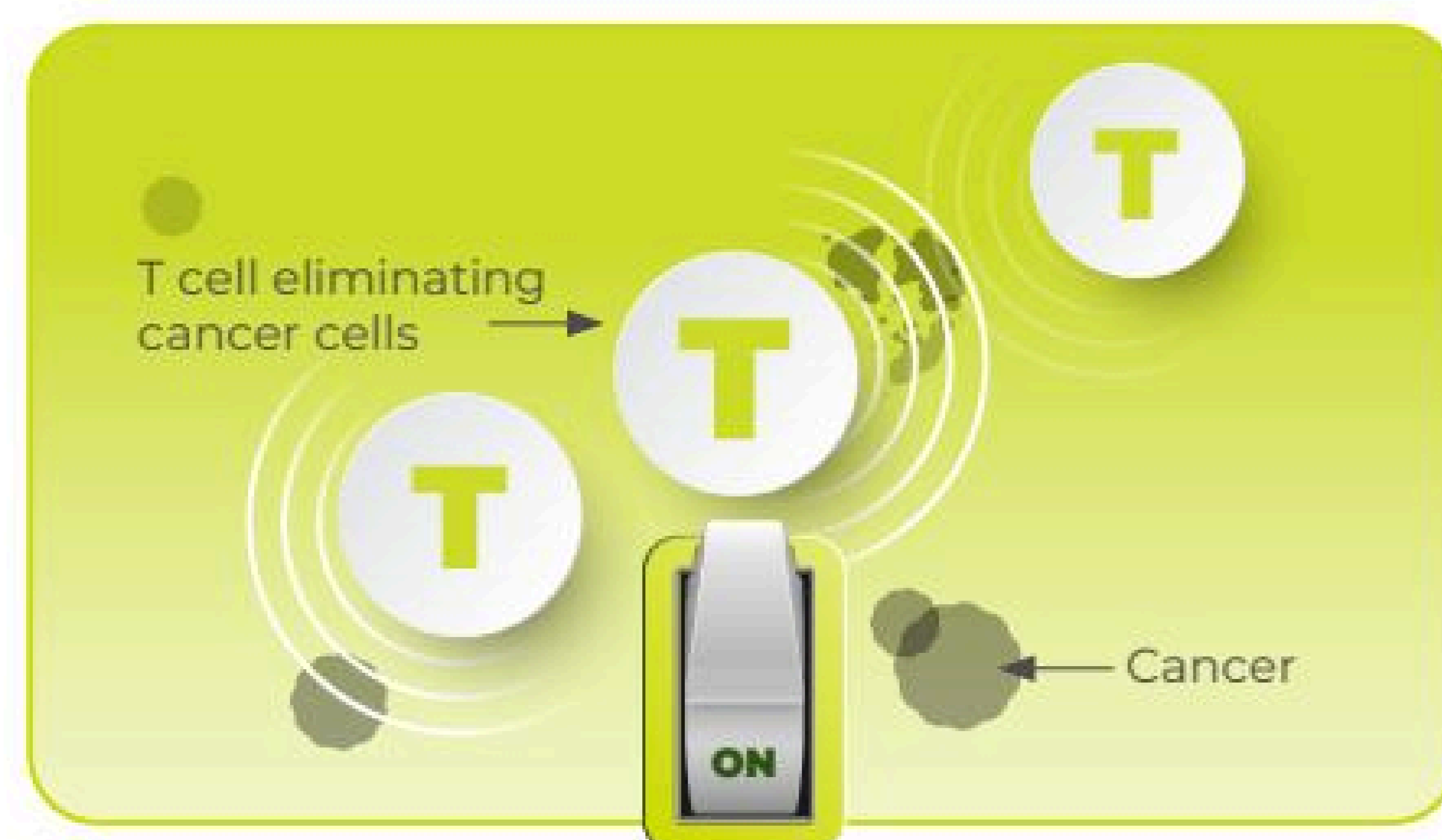
Hormone gland problems: Headaches that will not go away or unusual headaches; eye sensitivity to light; eye problems; rapid heartbeat; increased sweating; extreme tiredness; weight gain or weight loss; feeling more hungry or thirsty than usual; urinating more often than usual; hair loss; feeling cold; constipation; your voice gets deeper; dizziness or fainting; changes in mood or behavior, such as decreased sex drive, irritability, or forgetfulness.

ETAPIDI is a proven and effective type of infusion treatment known as immunotherapy

etapidi
Tislelizumab 100mg

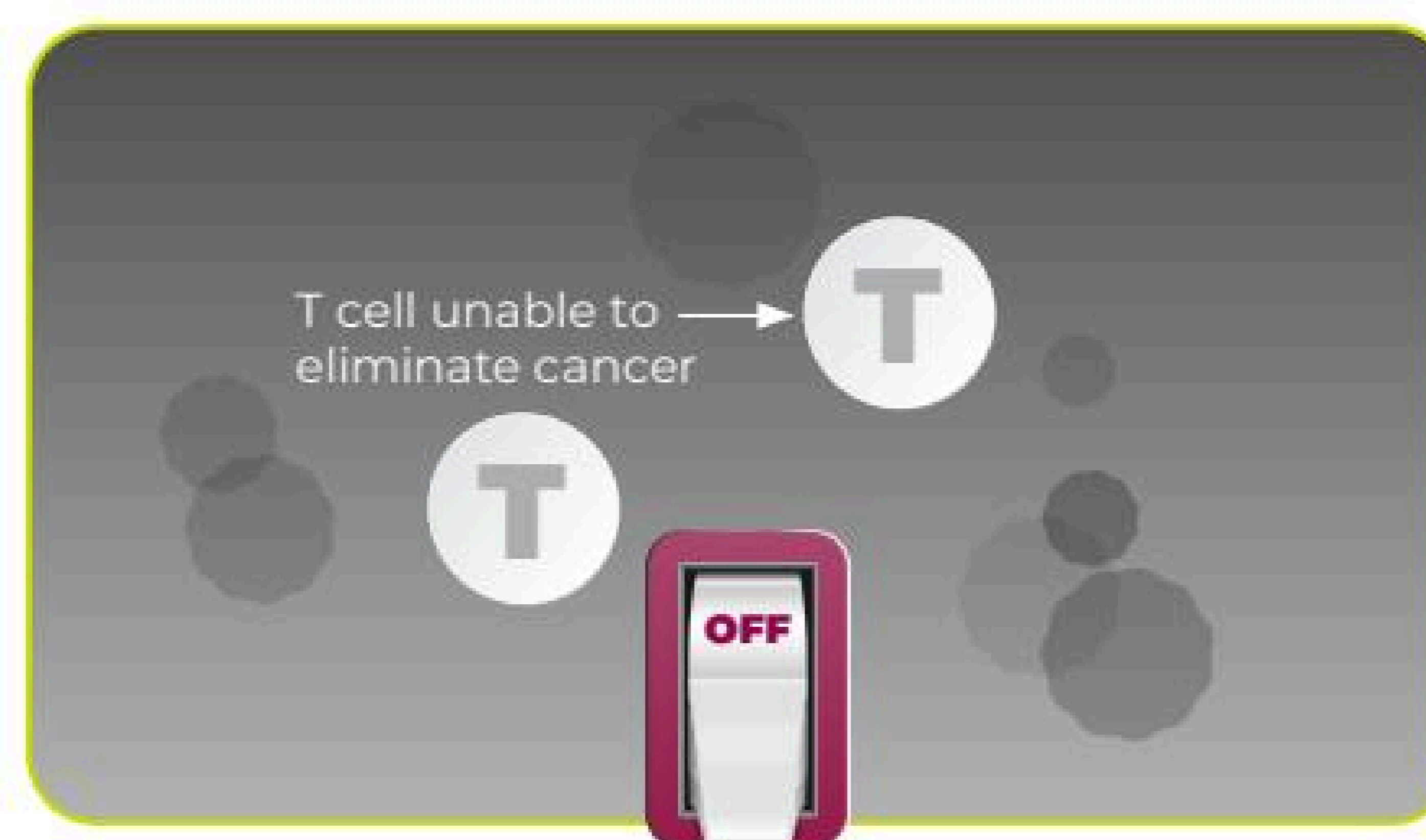
In a healthy immune system, T cells are “switched on”

The T cells are active, travelling through your body, looking for and eliminating disease and infection



In the immune system of someone with cancer, many T cells are “switched off”

Cancer can “flip a switch” to turn off T cells, preventing them from finding and eliminating the cancer cells



In the immune system of someone receiving ETAPIDI treatment, T cells are “switched back on” to fight cancer

ETAPIDI attaches to T cells, keeping the “switch” on, so T cells can find and eliminate the cancer cells



ETAPIDI has been shown to work in people who have tested positive for the PD-L1 biomarker. Levels of PD-L1 vary from person to person. If you are receiving ETAPIDI, your doctor likely has found that certain cells in your tumor show PD-L1.

Important Safety Information (cont'd)

Call or see your healthcare provider right away for new or worsening symptoms, including:

Kidney problems: Decrease in your amount of urine, blood in your urine, swelling in your ankles, loss of appetite

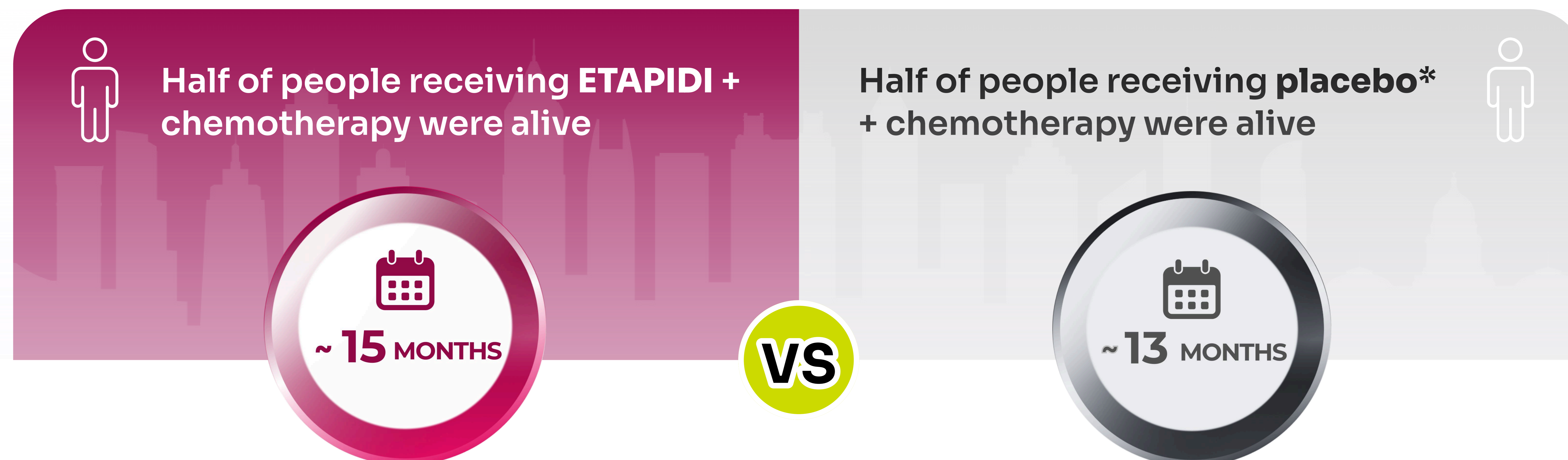
ETAPIDI can help people with GC/GEJC respond to treatment and live longer

etapidi
Tislelizumab 100mg

ETAPIDI + chemotherapy was studied in a clinical trial of nearly 1,000 people who had GC or GEJC. Those included in the trial:

- Had cancer that had spread
- Could not have their cancer removed with surgery
- Had not received treatment for this stage of their cancer

With ETAPIDI + chemotherapy, people typically lived longer:



With ETAPIDI + chemotherapy, more people saw their tumor shrink:

~5 out of 10 people saw their tumor shrink with TEVIMBRA + chemotherapy vs ~4 out of 10 people with placebo + chemotherapy

**At 3 years with ETAPIDI + chemotherapy:
More people were still alive than those who received placebo + chemotherapy (21% vs 13% of patients)**

*Placebo is an inactive treatment used to compare with active treatments.

Important Safety Information (cont'd)

Call or see your healthcare provider right away for new or worsening symptoms, including:

Skin problems: Rash; itching; skin blistering or peeling; painful sores or ulcers in your mouth or in your nose, throat, or genital area; fever or flu-like symptoms; swollen lymph nodes.

etana